



Google Meet Common Student Troubleshooting

Updated: December 9, 2024

For assistance, please contact the Technology Department for device issues and Brian Krause for user support.

[FSD145 Help Page](#)

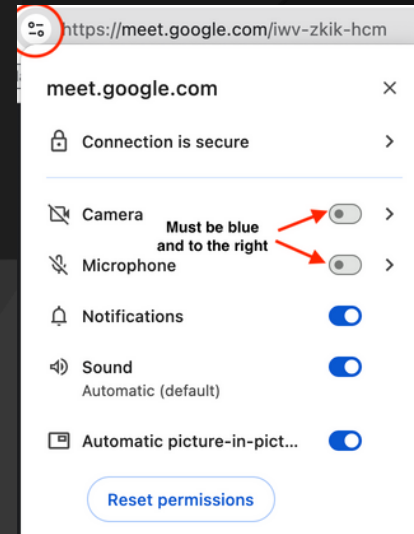
[Remote Learning for Teachers](#)

[Interactive Tutorial](#)




No Microphone/Camera

Sometimes, access isn't granted in their browser. They will need to allow access in the top left corner of the address bar.



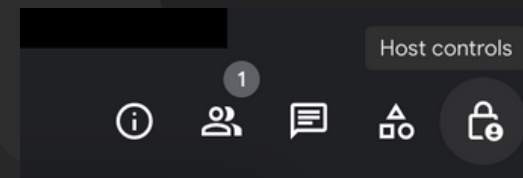
Incorrect meeting link or ID

Check to see that the link you have posted is accurate and not missing any characters.



Need to turn off the chat, mics, or cameras?

Host Management is the lock in the corner. You can limit participant interactions such as voice, screen sharing, camera, and chat.





Google Meet Common Student Troubleshooting

Updated: December 9, 2024

For assistance, please contact the Technology Department for device issues and Brian Krause for user support.

[FSD145 Help Page](#)

[Remote Learning for Teachers](#)

[Interactive Tutorial](#)

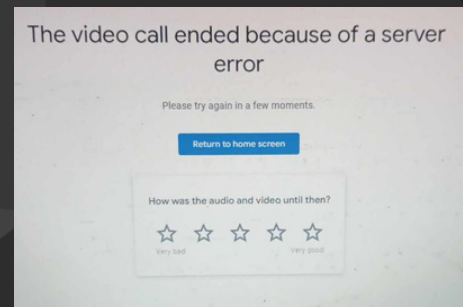


Unable to join with error being “outside of domain”.

A student cannot join your Meet from any account aside from their student account.

Ended due to Server Error

Student will need to restart their Chromebook.



How can you best prepare?

Practice in class with students!

Show them where the link is at for e-learning days so that they know where to access. You can also set permissions for the camera and microphone permission issues.

Ensure all students have a charged device or are on a charger at the beginning of the session.