

5/21/20

Dear Students, Families, and Friends,

The activities on the next several pages were created for you to sharpen your skills, challenge yourself, and explore learning. These are not meant to replace classroom learning and parents are not being asked to replace teachers. If at any time, you are confused about an activity, need some extra support, or maybe just need to talk with someone, our teachers and staff are here for you.

- All teachers keep regular office hours from 9am until noon each school day.
- All teachers and staff can be contacted by email ([firstname.lastname@fsd145.org](mailto:firstname.lastname@fsd145.org)).
- Some teachers also use Remind, Schoology, or Google Classroom to send and receive messages.

For the most current information about our emergency closure and remote learning plans, please visit our website (<https://www.fsd145.org/emergency>) for regular updates. You will always find information sorted by date, so it should be easy to follow the most recent updates.

Take care and stay safe. We'll see you soon,

From all of us here at Freeport School District



Remote Learning Day Student Activities:

[May 21](#)

[May 26](#)

[June 1](#)

[Social Emotional Learning \(SEL\)](#)

[May 22](#)

[May 27](#)

[Electives](#)

[May 28](#)

[May 29](#)

4th Grade			5/21/20 - 6/1/20
Theme(s)	ELA Skills Focus	Math Skills Focus	Other Skills Focus
Summertime	Text Structure	Multi-Step Story Problems	
	Figurative Language		

# Remote Learning Activities for Students

4th Grade -- May 21

Parents: Choose two activities from each page each day.

	Math	Reading and Writing	Science/ Social Studies	Extra Challenge
<b>Activity 1 and Instructions</b>	<p><b>CCSS 4.NBT.5</b> Multiplication Arrays</p> <ol style="list-style-type: none"> <li>1. Sketch and label an open array for 6 x 15.</li> <li>2. Sketch and label an open array for 3 x 22.</li> <li>3. Sketch and label an open array for 7 x 12.</li> <li>4. What is the product of 6 x 15?</li> <li>5. What is the product of 3 x 22?</li> <li>6. What is the product of 7 x 12?</li> </ol>	<p><b>L.4.5 Demonstrate understanding of figurative language, word relationships, and nuances in word meanings.</b></p> <p>An idiom is a word or phrase whose words can not be interpreted literally. The group of words together has a completely different meaning than the individual words.</p> <p><b>Match the following idioms with their possible meanings.</b></p> <p><b>Idiom:</b></p> <ol style="list-style-type: none"> <li>1. Under the weather</li> <li>2. Rome wasn't built in a day</li> <li>3. Let the cat out of the bag</li> <li>4. It's all Greek to me</li> <li>5. Throw in the towel</li> <li>6. Cost an arm and a leg</li> </ol> <p><b>Possible meanings:</b></p> <ol style="list-style-type: none"> <li>a. Very expensive</li> <li>b. Feeling sick</li> <li>c. To give up</li> <li>d. Difficult to Understand</li> <li>e. Some things take a lot of time</li> <li>f. Told a secret</li> </ol>	<p><b>SS H.1.4</b> <b>The History of Hip Hop</b> It is said that hip hop music was born at a birthday party in the Bronx, NY. This popular genre of music started out as party music in the 1970s. It was played by local DJs in the city neighborhoods. DJs put different pieces of music together. They did this to make new sounds. Then, rapping was added. Rapping is a way of talking over the music with words that rhyme. DJs arranged the beats so that rappers could find a rhythm. Then, the rappers would speak in time with the beat. Rappers often wrote lyrics, or the words of a song, about their own lives. At first, hip hop served as a response to disco. Disco was a dance music craze in the 1970s. Disco was all about wealth and status. Hip hop emphasized reality and community. Hip hop music and culture became helpful to musicians and listeners. It was a way for them to deal with the difficult things about city life. Hip hop quickly became an artistic outlet for African Americans. It was a new way to tell stories. From there, hip hop evolved from just a type of music to an entire lifestyle. Hip hop is an art form that continues to evolve and impact communities today. New artists and new sounds are brought into the genre. The new styles continue to become popular. Hip hop is a genre that is heard and enjoyed all over the world.</p> <ol style="list-style-type: none"> <li>1. How are hip hop and disco related?</li> <li>2. What are two things that make hip hop unique?</li> <li>3. In your own words, write a definition for rapping.</li> </ol>	<p>That's An Idiom Video: <a href="https://www.youtube.com/watch?v=Ls5Ew9PJcQ8">https://www.youtube.com/watch?v=Ls5Ew9PJcQ8</a></p>
<b>Activity 2 and Instructions</b>	<p><b>CCSS 4. NBT.5</b> <u>For all the problems below:</u> Label the dimensions Fill in the area and label it. Write a multiplication equation to match.</p> <div style="border: 1px solid black; height: 100px; width: 100%; margin-top: 10px;"></div> <div style="border: 1px solid black; height: 100px; width: 100%; margin-top: 10px;"></div>	<p><b>W.4.2 Write informative/explanatory texts to examine a topic and convey ideas and information clearly.</b></p> <p><b>Choose one of the following narrative writing prompts to respond to:</b></p> <p><b>Choice 1:</b> You're helping your teacher pack up the classroom library when you find something unexpected behind the books. Write a story describing what you find and what happens next.</p> <p><b>Choice 2:</b> The principal calls you to his or her office and explains that your teacher will be out for the rest of the school year. It's up to you to teach the class for the rest of the year. Write a story explaining what happens next.</p> <p><b>Choice 3:</b> Thinking back on the school year, write a personal narrative describing your favorite memory and why it stood out amongst the other school days.</p>		

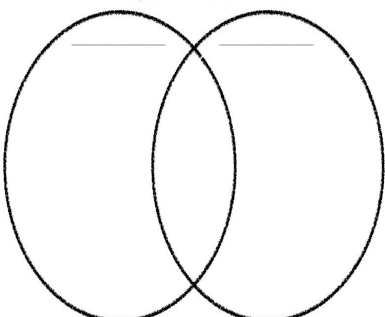
Be sure to check the specials (Art, Music, PE) and the Social/Emotional Learning pages for more grade specific activities.

Parent Signature: \_\_\_\_\_

# Remote Learning Activities for Students

4th Grade -- May 22

Parents: Choose two activities from each page each day.

	Math	Reading and Writing	Science/ Social Studies	Extra Challenge
<b>Activity 1 and Instructions</b>	<p><b>Math 4.OA.A.3</b> Solve the following problems:</p> <ol style="list-style-type: none"> <li>Scott has a lemonade stand. Today he made \$21.33 in lemonade sales and one third that amount in cookie sales. How much money did William make altogether?</li> <li>Suzzi started her own landscaping business. She charges \$6 an hour for mowing lawns and \$11 for pulling weeds. In July she mowed lawns for 63 hours and pulled weeds for 9 hours. How much money did she earn in July?</li> </ol>	<p><b>Language 4.5.A</b> A simile is a figure of speech involving the comparison of one thing with another thing of a different kind, used to make a vivid description.</p> <p>Complete the following simile activity. Then illustrate each simile.</p> <p style="text-align: center;">Summertime</p> <p>Summer is as hot as lava fresh from the volcano.</p> <p>Summer is like swinging in the rain.</p> <p>Summer is as _____ _____</p> <p>Summer is like _____ _____</p>	<p><b>NGSS 4-PS3-2</b> At what temperature does chocolate go from a solid to a liquid?</p> <p>You will need: *Small chocolate pieces of the same size (chocolate bar squares or chocolate chips are a good idea) *Paper plates *Pen and paper to record your results</p> <p>1- Put one piece of chocolate on a paper plate and put it outside in the shade.</p> <p>2-Record how long it took for the chocolate to melt or if it wasn't hot enough to melt then record how soft it was after 10 minutes.</p> <p>3-Repeat the process in a different location, for 10 minutes. Try in the sun, in your mouth, in a bag,.... Record your results in the same way.</p> <p>4-Answer this question: What energy conversion did you observe?</p>	<p><b>ELA-Literacy W.4.2</b></p> <p>Summer outdoor safety includes protecting yourself from the sun.</p> <p>The phrase <b>slip-slop-slap -seek-slide</b> can be used to remind you what to do to be safe when you are in the sun.</p> <p><b>Slip</b> on a shirt <b>Slop</b> on sunscreen. <b>Slap</b> on a hat <b>Seek</b> shade <b>Slide</b> on sunglasses.</p> <p>What other advice would you give to someone about staying safe while outside in the summer?</p> <p>Write an essay explaining your advice.</p> <p>Pick one point you made in your essay and illustrate it.</p>
<b>Activity 2 and Instructions</b>	<p><b>4.OA.3 Multi-Step story problems</b></p> <p>1- The train was scheduled to arrive at 5:10 p.m. However, it was delayed for 25 minutes. What time was it when the train arrived?</p> <p>2 - The bus departs the bus terminal every 2 hours. If the first bus is scheduled to depart at 10:35 a.m., when should the second bus depart?</p> <p>3 - A bus is scheduled to leave the terminal at 9:45 p.m. and travels for 5 hours and 45 minutes to another city. However, the bus left the terminal 25 minutes later than the scheduled time. When will the bus arrive at the other city?</p>	<p><b>CCSS RI.4.5</b> In your notebook, copy this big enough to write in. Ask a family member what their favorite summer snack is. Compare (same, in the middle) and contrast (different) your favorite snack and your family members' favorite snack.</p> <p style="text-align: center;"><b>Compare &amp; Contrast</b></p> 	<p>3-Repeat the process in a different location, for 10 minutes. Try in the sun, in your mouth, in a bag,.... Record your results in the same way.</p> <p>4-Answer this question: What energy conversion did you observe?</p>	<p>What other advice would you give to someone about staying safe while outside in the summer?</p> <p>Write an essay explaining your advice.</p> <p>Pick one point you made in your essay and illustrate it.</p>

Be sure to check the specials (Art, Music, PE) and the Social/Emotional Learning pages for more grade specific activities.

Parent Signature: \_\_\_\_\_

# Remote Learning Activities for Students

4th Grade -- May 26

Parents: Choose two activities from each page each day.

	Math	Reading and Writing	Science/ Social Studies	Extra Challenge
<b>Activity 1 and Instructions</b>	<p>4.OA.3 Multi-Step Story Problems</p> <p>a. Craig has a twenty dollar bill. He buys six squirt guns for \$2 each. How much money did Craig have left?</p> <p>b. Maria invited 4 of her friends over for a water balloon fight in the backyard. At the start of the game, Maria gave each of her friends 2 water balloons. She had one water balloon for herself. How many water balloons did they have altogether?</p>	<p>L.4.5B Common Idioms</p> <p><b>Idioms are phrases that mean something different than what the words say. example: Time flies quickly when I'm swimming in the pool. Of course, clocks don't have wings and time can't fly through the air. Time flies is an idiom that means time goes by quickly.</b></p> <p>Directions: Use each idiom in a sentence. Then tell what the sentence means:</p> <p>Idiom: Raining Cats and Dogs::</p> <p>Sentence: _____ _____</p> <p>Meaning: _____ _____</p>	<p>Emotion Management Activity - 1A.2a.</p> <p>Describe a range of emotions and the situations that cause them.</p> <p>Think of two possible ways to calm down and test them out. By the end of the week, you'll be able to tell which calm-down plan is right</p>	<p>4th Grade Reflection</p> <p>Make a list of the at least 10 things you learned this year.</p> <p>What is something you are going to work on academically this summer.</p> <p>What are you looking forward to next year in 5th grade.</p>
<b>Activity 2 and Instructions</b>	<p>4.OA.3 Multi-Step story problems</p> <p>a. Matthew and his brother Shawn played swimming-pool-basketball. Each basket was worth 3 points. Matthew scored 9 points. Shawn scored 6 points. What is the total number of baskets made during this game?</p> <p>b. Lauren and Gina's mother told her daughters they can swim in the pool for 20 minutes. First, they swam laps in the pool for 7 minutes. Then they swam underwater for one minute. Then they played water polo for 8 minutes. How much longer can they stay in the pool?</p>	<p>L.4.5 B Common Idioms</p> <p><b>Idioms are phrases that mean something different than what the words say. example: Time flies quickly when I'm swimming in the pool. Of course, clocks don't have wings and time can't fly through the air. Time flies is an idiom that means time goes by quickly.</b></p> <p>Directions: Use each idiom in a sentence. Then tell what the sentence means:</p> <p>Idiom: Feeling Blue:</p> <p>Sentence: _____ _____</p> <p>Meaning: _____ _____</p>	<p>Here are some ideas: Take some slow, deep breaths in through your nose and out through your mouth Take a break Slowly count to 10 Listen to music.</p>	

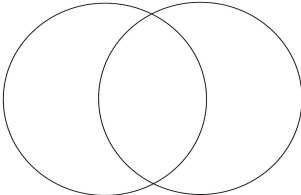




Be sure to check the specials (Art, Music, PE) and the Social/Emotional Learning pages for more grade specific activities.

Parent Signature: \_\_\_\_\_

# Remote Learning Activities for Students

4th Grade -- May 27

Parents: Choose two activities from each page each day.

	Math	Reading and Writing	Science/ Social Studies	Extra Challenge												
<p><b>Activity 1 and Instructions</b></p>	<p><b>CCSS 4.OA.3</b></p> <p><b>WORD PROBLEM:</b> Kyrie wants to plant a summer garden. He wants to make sure that he will have enough seeds to plant tomatoes and cucumbers. He purchased 14 bags of tomato seeds that cost 10¢ per bag. He also purchased 20 bags of cucumber seeds that cost 7¢ per bag. When he buys the seeds, how much change will he get back from \$20.00?</p> <p>Remember to:</p> <ul style="list-style-type: none"> <li>Show your work using numbers, words or pictures.</li> <li>Write an equation to help you solve.</li> <li>Write your answer with the correct units.</li> </ul>	<p><b>CCSS RI.4.5</b></p> <p><b>COMPARE AND CONTRAST:</b> First, list 5 activities you would enjoy during the summer. Then, list 5 activities you would enjoy during the winter. Use two-column notes:</p> <table border="1" style="margin-left: auto; margin-right: auto;"> <thead> <tr> <th style="width: 50%;">Summer</th> <th style="width: 50%;">Winter</th> </tr> </thead> <tbody> <tr><td>1.</td><td>1.</td></tr> <tr><td>2.</td><td>2.</td></tr> <tr><td>3.</td><td>3.</td></tr> <tr><td>4.</td><td>4.</td></tr> <tr><td>5.</td><td>5.</td></tr> </tbody> </table> <p>Next, create a Venn diagram like the one below on a separate sheet of paper and compare &amp; contrast these activities. What makes them the same? What makes them different?</p> <p style="text-align: center;">Venn Diagram</p> 	Summer	Winter	1.	1.	2.	2.	3.	3.	4.	4.	5.	5.	<p><b>Nature Walk Observations</b></p> <p><b>4-LS1-2.</b> Go on a nature walk and record your observations. Use your senses to be more aware of what is around you in nature. What did you see? What did you smell? What did you hear? Did you touch anything? Did you taste anything?</p> <div style="border: 1px solid black; padding: 5px; margin: 10px 0;"> <p style="text-align: center; font-weight: bold; font-size: small;">MY NATURE WALK</p> <p style="font-size: x-small;">I saw _____</p> <p style="font-size: x-small;">I smelled _____</p> <p style="font-size: x-small;">I heard _____</p> <p style="font-size: x-small;">I touched _____</p> <p style="font-size: x-small;">I tasted _____</p> </div> <p>You can also use blank paper to draw anything you found interesting on your nature walk.</p>	<p><b>Which One Doesn't Belong?</b></p> <p>1m=10dm</p>  <p>100cm=10dm</p>  <p>100cm=1m</p>  <p>1000mL=1L</p>  <p style="font-size: x-small; text-align: center;">© Can Stock Photo</p>
Summer	Winter															
1.	1.															
2.	2.															
3.	3.															
4.	4.															
5.	5.															
<p><b>Activity 2 and Instructions</b></p>	<p><b>CCSS 4.OA.3</b></p> <p><b>WORD PROBLEM:</b> For his birthday, Daniel got a collection of 150 baseball cards along with a scrapbook to put them in. The scrapbook has 18 pages. Each page has room for 8 cards. Will Daniel be able to put all of his baseball cards in the book?</p> <p>Remember to:</p> <ul style="list-style-type: none"> <li>Use a ratio table to help you solve.</li> </ul> <table border="1" style="margin-left: auto; margin-right: auto;"> <tbody> <tr> <td style="width: 15%;">Pages</td> <td style="width: 15%;">1</td> <td style="width: 15%;">8</td> <td style="width: 15%;"></td> <td style="width: 15%;">18</td> </tr> <tr> <td>Cards</td> <td>8</td> <td></td> <td>80</td> <td></td> </tr> </tbody> </table> <ul style="list-style-type: none"> <li>Write an equation to show your thinking.</li> <li>Write your answer with the correct units.</li> </ul>	Pages	1	8		18	Cards	8		80		<p><b>CCSS RI.4.5</b></p> <p><b>COMPARE AND CONTRAST:</b> Compare the Summer activities you would like to do with the Winter activities you have done! Write an essay using the following format:</p> <p><b>Paragraph 1: Introduction</b> Introduce your topic to your reader!</p> <p><b>Paragraph 2: Comparing</b> Write about the similarities using examples to support your ideas.</p> <p><b>Paragraph 3: Differences</b> Write about the differences between these activities using examples to support your ideas.</p> <p><b>Paragraph 4: Closing</b> Wrap-up your writing with a closing that restates the main purpose.</p>	<p>Decide which one doesn't belong with the other three. Describe your thinking using math words. There are many ways to think about each one!</p>			
Pages	1	8		18												
Cards	8		80													

Be sure to check the specials (Art, Music, PE) and the Social/Emotional Learning pages for more grade specific activities.

Parent Signature: \_\_\_\_\_

## Remote Learning Activities for Students

4th Grade -- May 28

Parents: Choose two activities from each page each day.

	Math	Reading and Writing	Science/ Social Studies	Extra Challenge
<b>Activity 1 and Instructions</b>	<p><b>4.OA.3</b> Mrs. Larsen was making gift bags for the 6 students in her reading group. She was putting little erasers in the bags. She had a bag of 20 erasers. How many erasers did each student get? Show your work.</p>	<p><b>W.4.2</b> Write an informative essay describing your favorite parts of the school year. What are some of the best memories you had in 4th grade? What advice would you give to next year's 4th graders?</p>	<p><b>SS.IS.4.3-5</b> June 14 is Flag Day in the United States. How much do you know about the American flag? Using multiple sources, gather relevant information about the American flag. Determine if the facts you find are from credible sources. Use the questions below to guide your thinking.</p> <ol style="list-style-type: none"> <li>1. Who made the first flag?</li> <li>2. Why does it have red, white, and blue? Why 13 stripes and 50 stars?</li> <li>3. How many different flags did we have?</li> <li>4. Why did the US flag change throughout history?</li> <li>5. What other interesting facts did you learn?</li> </ol>	<p>Create your own flag. Draw an illustration of what it would look like. Write a short paragraph explaining why you chose the colors and symbols you did. What does each color and/or symbol stand for?</p> <p>If you have the materials to do so, make the flag you designed above and send a picture of it to your teacher.</p>
<b>Activity 2 and Instructions</b>	<p><b>4.OA.3</b> A teacher wanted his class to work in groups of 4. After he divided them into groups, there were 6 groups of 4 and 1 group of 3. How many students were in the class? Show all your work.</p> <p>If the teacher wanted all the groups to be exactly the same size, how many students should be in each group? How many small groups would there be? Show all your work.</p>	<p><b>RL.4.2</b> Read a fairy tale or folk tale and identify the theme (the message) and summarize it using whichever strategy you prefer.</p>		

Be sure to check the specials (Art, Music, PE) and the Social/Emotional Learning pages for more grade specific activities.

Parent Signature: \_\_\_\_\_



# Remote Learning Activities for Students

4th Grade -- May 29

Parents: Choose two activities from each page each day.

	Math	Reading and Writing	Science/ Social Studies	Extra Challenge
<b>Activity 1 and Instructions</b>	<p>4.NF.4 - Solve problems involving multiplying fractions by whole numbers.</p> <p>1. Jesse James and four of his friends each have <math>\frac{4}{5}</math> of a bag of candy. How many bags of candy do they have in total?</p> <p>2. Betty Lou has 8 bottles that are <math>\frac{3}{4}</math> filled with ketchup. If he pours all of the ketchup together, how many of the bottles can he fill completely?</p> <p>3. There are 10 people at a pizza party. If each person eats <math>\frac{3}{8}</math> of a pizza, how many pizzas will be needed to feed everyone at the party?</p>	<p>L.4.5.a-Explain the meaning of simple similes and metaphors</p> <p><b>Simile and Metaphor-</b> Simile compares two different things using words "as" or "like."</p> <p>Metaphor Comparison but one says something is something else.</p> <p>Write the meaning of the sentence.</p> <p>1. Sally was a giraffe compared to the baby. 2. My life is like a rollercoaster. 3. The house was as cold as an ice cube. 4. The elephant was as big as a truck. 5. Her eyes were diamonds.</p>	<p>3-LS4-3. Construct an argument with evidence that in a particular habitat some organisms can survive well, some survive less well, and some cannot survive at all.</p> <p><b>It's time to go outside and enjoy the summertime.</b></p> <p>You have to take a walk and look for different animals and think about how you can answer these questions for each of them.</p> <p>Animals list: - - - - - - - - - - 1. Where is it going? 2. It's by itself or in company? Is the same kind of animal? Why? 3. What are the reasons that you found it outdoors? 4. How can you help it to stay safe and survive in the habitat?</p>	<p>R.L. 4.2- Determine a theme of a story, drama, or poem from details in the text; summarize the text. Read the Newsela article and write a summary using Who? What? When? Where? Why? How?</p> <p><a href="https://newsela.com/read/therapeutic-horseback-center/id/2001006381/">https://newsela.com/read/therapeutic-horseback-center/id/2001006381/</a></p> <p>Or</p> <p>W.4.1- Write opinion pieces on topics or texts, supporting a point of view with reasons and information. Write about the animal you think makes a best friend and why?</p>
<b>Activity 2 and Instructions</b>	<p>4.NBT.5 / 4.NBT.6 Solve problems involving multi-digit multiplication and division.</p> <p>Betty's garden has 6 garden boxes.</p> <p>1. It takes 162 minutes to clean out all the weeds from the garden boxes. If each family member cleans for 18 minutes, how many family members will it take?</p> <p>2. Each garden box produces 36 tomatoes. How many tomatoes will grow in all?</p> <p>3. If each box costs \$247 to make, how much did it cost to build all 6 boxes?</p>	<p>R.I. 4.5 Describe the overall structure (e.g., chronology, comparison, cause/effect, problem/solution) of events, ideas, concepts, or information in a text or part of a text.</p> <p><b>Cause and Effect</b> Directions: For the sentences below write the cause or the effect.</p> <p>1. _____ so kids fly kites. 2. People plant seeds in the garden _____. 3. It started to rain _____. 4. _____ we couldn't go to the park. 5. Nyla's alarm did not go off in the morning _____.</p>		

Be sure to check the specials (Art, Music, PE) and the Social/Emotional Learning pages for more grade specific activities.

Parent Signature: \_\_\_\_\_

# Remote Learning Activities for Students

4th Grade -- June 1

Parents: Choose two activities from each page each day.

	Math	Reading and Writing	Science/ Social Studies	Extra Challenge
<b>Activity 1 and Instructions</b>	<p>CCSS 4. MD.3</p> <p><b>Calculating Area</b></p> <p>1. Frank bought a rug for his room. The rug is 60 inches by 40 inches. What is the total area of the rug in square inches?</p> <p>2. The school gym is 80 feet by 50 feet. What is the total area of the gym floor in square feet?</p>	<p><b>L.4.5 Demonstrate understanding of figurative language, word relationships, and nuances in word meanings.</b></p> <p><b>Sort the following sentences under the headings Similes, Metaphors, or Idioms:</b></p> <ol style="list-style-type: none"> <li>1. He was as blue as the sea.</li> <li>2. The cloud looks like cotton candy.</li> <li>3. The dog was as mean as a snake.</li> <li>4. Love is a jewel.</li> <li>5. That teacher has a heart of gold.</li> <li>6. The teacher spoke like molasses</li> <li>7. Don't put all your eggs in one basket!</li> <li>8. She was as angry as a hornet.</li> <li>9. That homework was a piece of cake.</li> <li>10. Watching the show was like watching grass grow.</li> </ol>	<p><b>NGSS 5-PS1-3</b></p> <p><b>What do sugary drinks do to your teeth? - A Kid Science Experiment.</b></p> <p>What you will need: 5 white eggs; 5 cups, masking tape, water, a dark sugar free drink like Gatoradea, a dark colored fruit juice like grape juice, a dark flavor pop like Cola, and orange juice,</p> <p>Label the cups, one with each drink. Pour the drink into the cup with that label. Water into the water cup, Gatorade into the Gatorade cup, etc Place an egg into each cup. .Store your cups in a safe spot. Wait. Check your cups after a few hours if you want. We checked ours before we went to bed and then took them out after about 24 hours. The hard shell of an egg protects the soft parts inside, just like the hard enamel on your teeth protects the soft and tender pulp on the inside. Both eggshells and teeth are made of calcium, a hard white substance that also makes up our bones. Sugar and acids are very harmful to teeth. Acids actually dissolve the enamel, giving bacteria an inroad to begin decaying it, and sugar promotes decay (cavities).</p>	<p><b>Area Challenge:</b> Lisa's room is 90 inches by 90 inches. She bought a rug for her floor that is 50 inches by 40 inches. How much of the floor is not covered by the rug?</p> <p><b>Strategy Challenge</b> Zinnia planted 108 cucumber seeds in 6 different pots. How many cucumber seeds are in each pot?</p> <p><b>Figurative Language Video:</b> My dog is As Smelly as Dirty Socks by Hanoch Piven <a href="https://www.youtube.com/watch?v=e1mn72Rk_j0">https://www.youtube.com/watch?v=e1mn72Rk_j0</a></p> <p>What is an Idiom (Teaching Video):: <a href="https://www.youtube.com/watch?v=jUT_WSavAC8">https://www.youtube.com/watch?v=jUT_WSavAC8</a></p> <p>Similes and Metaphors by the Bazillions: <a href="https://www.youtube.com/watch?v=uoSBVNUO2LU">https://www.youtube.com/watch?v=uoSBVNUO2LU</a></p> <p>Science For Kids - How to make Homemade Icecream: <a href="https://www.youtube.com/watch?v=_Zt1EulEhvw">https://www.youtube.com/watch?v=_Zt1EulEhvw</a></p>
<b>Activity 2 and Instructions</b>	<p><b>CCSS 4.OA.2</b> <u>Think about the best strategy for each problem. Show your work with numbers, word, or pictures.</u></p> <p>1. Maria is planting her garden. She made 9 rows for carrots. She put 28 carrot seeds in each row. How many carrot seeds did she plant?</p> <p>2. Susie has 15 pots for flowers. She planted 12 flower seeds in each pot. How many flower seeds did she plant?</p> <p>3. Regina has 13 rows for tomatoes. She planted 29 tomato seeds in each row. How many tomato seeds did she plant?</p>	<p><b>W.4.2 Write informative/explanatory texts to examine a topic and convey ideas and information clearly.</b></p> <p><b>Choose one of the following narrative writing prompts to respond to:</b></p> <p><b>Choice 1:</b> It's the last day of school and you get locked in after everyone leaves. Write about what happens next.</p> <p><b>Choice 2:</b> Finish this story: I was walking by the art room on the last day of school when I suddenly saw...</p> <p><b>Choice 3:</b> Write a fictional narrative pretending that the school just announced that summer break has been canceled and that the new school year will start next week.</p>		

Be sure to check the specials (Art, Music, PE) and the Social/Emotional Learning pages for more grade specific activities.



Parent Signature: \_\_\_\_\_



## Remote Learning Activities for Students

### 4th Grade -- (SEL) Theme: Empathy

The columns below offer choices for student activities for any day.


<b>Social Emotional Learning Choice Board aligns with standards 2A.1a Recognizes others may have different feelings about situations. 2A.1b Listens to others to identify their feelings.</b>		
<p style="text-align: center;"><b>Labeling Feelings</b></p> <p>Ask children to describe and label how they might feel in these three different bullying situations:</p> <ul style="list-style-type: none"> <li>-If they saw someone being bullied</li> <li>-If they were being bullied themselves</li> <li>-If they bullied someone</li> </ul> <p>Explain that bullying can lead to strong feelings, such as anger, frustration, and fear. While it's okay to feel these feelings, it's never okay to react by doing violent things, such as intentionally hurting someone.</p>	<p style="text-align: center;"><b>Different and Similar</b></p> <p>Discuss the main ways that children are different from one another. Prompt them with examples, if needed.</p> <ul style="list-style-type: none"> <li>-Some children are big, and others are small.</li> <li>-Some children run fast, and others run slowly.</li> <li>-Some children like to play with blocks, and others like to draw pictures</li> </ul> <p>Ask, "What would the world, school, neighborhood/etc. be like if we were all the same"</p>	<p style="text-align: center;"><b>Helping Others Feel Better</b></p> <p>First, use these questions to discuss with your child what children can do to help others feel better:</p> <ol style="list-style-type: none"> <li>1. How can you know how someone else feels?</li> <li>2. How can we recognize when another child is feeling bad or left out?</li> <li>3. How can we cheer up children who feel bad and help them feel better?</li> </ol> <p>Next, use role-playing to help children practice recognizing a child who is feeling hurt and helping the child feel better.</p>
<p style="text-align: center;"><b>Acts of Kindness</b></p> <p>Discuss how an act of kindness is the opposite of bullying because it helps another person feel <i>good</i> instead of <i>bad</i>—it <i>gives</i> a person a good feeling rather than <i>takes away</i> a good feeling.</p> <p>At the end of the day, have children report on their acts of kindness.</p> <p>Ask children to describe one nice thing they did for someone else, how it made the other person feel, and how it made them feel. Have each child plan one act of kindness that he or she will do that day for someone.</p>	<p style="text-align: center;"><b>Modeling Helpfulness</b></p> <p>Discuss the ways that bullying behavior leads both the child who bullies and the child who is bullied to disrespect each other and feel like enemies, rather than friends. Then use pictures, stories, puppets, or other concrete props to model examples of the many ways that children and adults can show that they care about others feelings and can help each other. Discuss how caring behaviors make both the giver and the receiver feel happy and good.</p> <div style="border: 2px dashed black; padding: 5px; margin-top: 10px;"> <p style="text-align: center;"><b>Definition of Bullying:</b> Bullying is mean or hurtful behavior that keeps happening. It is unfair and one-sided. Our school defines bullying by three primary characteristics: It is aggressive behavior that is usually repeated over time, occurs in a relationship where there is an imbalance of power, and intends to cause harm or distress and/or has a serious harmful or distressing impact on the target.</p> </div>	<p style="text-align: center;"><b>Role-Play with Empathy</b></p> <div style="border: 2px dashed black; padding: 5px; margin-top: 10px; text-align: center;"> <p><b>Empathy is the ability to understand and share the feelings of another.</b></p> </div> <p>Pretend you are in the following scenarios with your child. How can you encourage empathy with the following:</p> <ul style="list-style-type: none"> <li>• ... a friend did not want to play</li> <li>• ...his puppy needs surgery</li> <li>• ...all friends going to the movie but you</li> <li>• ...someone drew a better picture</li> <li>• ...someone told a secret of yours</li> <li>• ...he cleaned his room</li> <li>• ...kids laugh at her at the park</li> </ul> <p>Write or draw some outcomes.</p>
<p style="text-align: center;"><b>Kind Words</b></p> <p><b>Materials:</b> cotton balls or something with a soft texture and sandpaper or something with a rough texture</p> <p>How can the way we speak to someone help them? How can it hurt?</p> <p><b>First</b> focus on the cotton balls. Rub them on your hands and arms and use descriptive words to describe how they feel. If cotton balls were like words what words would they be? Example: Please, thank you, good job, your hair looks nice.</p> <p><b>Now</b> focus on the sandpaper and use descriptive words to describe how it feels. If words were like sandpaper what words would it be? Example: Calling names, yelling, saying things that are hurtful. Next have an adult help you scrape the sandpaper on some wood or plastic. Look at the mark it left and discuss how "sandpaper words" hurt feelings.</p> <p><b>Finally</b> discuss the importance of using "cotton ball words" instead of "sandpaper words" to solve problems.</p>	<p style="text-align: center;"><b>Walk a Minute (Mile) in Someone's Shoes!</b></p> <div style="text-align: center; margin: 10px 0;">  </div> <p>Pick a person in your family. Spend some time doing the things they do;</p> <p>Ideas: chores, jobs, responsibilities, etc...</p> <p>At the end of the day (or time) sit down and talk about what it was like.</p> <p style="text-align: center;">Was it easy? Hard?</p> <p>What would you change? How did it make you feel? How can you better understand that person now?</p>	<p style="text-align: center;"><b>Paper Chain of Kindness</b></p> <p>Brainstorm different things you can do that would be kind. Cut strips of paper. Write each act of kindness on a strip of paper and then link your strips of paper together with glue to create a chain. Everyday take one link out of your chain and complete that act of kindness. Reflect on how that act of kindness made you feel and how the person you did the kind act for felt as well.</p> <div style="text-align: center; margin: 10px 0;">  </div> <p>If you do not have supplies create a unique drawing linking words of Kindness in a fun way!</p>

Parent Signature: \_\_\_\_\_

# Remote Learning Activities for Students

4th Grade -- (Electives)

The columns below offer choices for student activities for any day.

Art	Music	PE/Health
<p>Create a sculpture using paper towel rolls, toilet paper rolls, cereal boxes, cardboard boxes, and/or other cardstock or cardboard material. Challenge: See how tall you can make it while making it not fall over.</p> <p>Va:Cr1.1.4a; Va:Cr2.1.4a; Va:Cr2.2.4a</p> 	<p>Talent Show</p> <p>Think of something you are good at, a talent, and practice it until it is ready to perform for an audience- your family. Talents may be musical or non musical. Here are some examples-</p> <ul style="list-style-type: none"> <li>-Sing</li> <li>-Dance</li> <li>-play instrument</li> <li>-magic tricks</li> <li>-karate</li> <li>-Yo-Yo act</li> <li>-stand up comedy (jokes)</li> </ul> <p>HAVE FUN!</p> <p>(MU:Pr.6.1b)</p>	<p>Gymnastics Time! (state goal 19) Can you safely remember how to do any stunts or balance activities from our gymnastics unit? Here are a few activities to help you get started.</p> <ul style="list-style-type: none"> <li>- forward/backward rolls</li> <li>- one leg balance</li> <li>- partner balancing</li> <li>- cartwheels (advanced)</li> <li>- continuous rolls</li> </ul> <p>To be safe, have an adult around when practicing any gymnastic activities. Feel free to have an adult check online for more gymnastic ideas!</p>
<p>Create a paper airplane and see how far you can make it fly. Try different designs to see which will go the farthest. Challenge: See if different designs will create different flight patterns (i.e. loops, arching, etc.)</p> <p>Va:Cr1.1.4a Va:Cr2.1.4a Va:Cr2.2.4a</p>	<p>MOVIE!</p> <p>Watch a musical. That means any movie that has singing in it. Enjoy!</p> <p>Good examples-</p> <p><u>Netflix-</u> Willy Wonka Mary Poppins Returns Tarzan <u>Disney +</u> Aladdin The Aristocats Tangled Mary Poppins and Mary Poppins Returns Annie The Sound of Music</p> <p>(MU:Re.9.1) (MU:Cn.10.1)</p>	<p>Jump Rope Challenge!</p> <p>For each Challenge you will need to set a 1 minute timer and jump or hop as many times as possible in the minute.</p> <p>Challenges: 2 foot hop, 1 foot hop, 2 foot hop over a folded towel, 1 foot hop over a folded towel, Jump Rope with 2 feet, Jump Rope with 1 foot</p> <p>Variations/Challenges: try hopping forward and backward as well as side to side. Try both the right foot and left foot for the single foot challenges. Record your score for each variations to see which one had the most hops, which one had the least amount of hops. Can you beat any of your scores? (State Goal 19)</p>
<p>Draw a picture of what you would like to do when this is all over and we aren't social distancing.</p> <p>Va:Cr1.1.4a Va:Cr2.1.4a Va:Cr2.2.4a</p>	<p>Music (About Me) Share with your family.</p> <ol style="list-style-type: none"> <li>1 - Favorite instrument</li> <li>2 - Favorite singer (band)</li> <li>3 - Favorite song</li> <li>4- Favorite style of music (pop, country, rap, classical, etc)</li> <li>5 - Have you seen anyone in concert? If not, who would you want to see?</li> <li>6 - How is music important in your life?</li> <li>7 - Favorite part about music class this year.</li> </ol> <p>(MU:Cn.10.1)</p> <p>If you have electronic access, you'll enjoy experimenting on these links:</p> <p><a href="http://sfskids.org/">http://sfskids.org/</a>  <a href="https://www.classicsforkids.com/">https://www.classicsforkids.com/</a>  <a href="https://musiclab.chromeexperiments.com/">https://musiclab.chromeexperiments.com/</a>  <a href="http://www.themusicinteractive.com/kbe/Chromebook/index.html">http://www.themusicinteractive.com/kbe/Chromebook/index.html</a></p>	<p>Activity: Jumping and Landing (19.A.2a)</p> <p>Jumping is an excellent form of physical activity and exercise. There are three types of "Jumps" to try out. Try to do each of the three types of jumping locomotor movements. Challenge yourself by jumping over a safe object such as a pillow.</p> <p>Hop - Put both feet together and hop up and down like a bunny          Jump - Feet shoulder width apart, bend knees, swing arms back and jump forward          Leap - Jump off one foot and land on the opposite foot.</p>

Parent Signature: \_\_\_\_\_